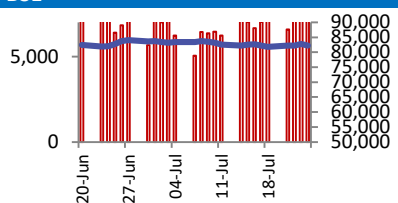
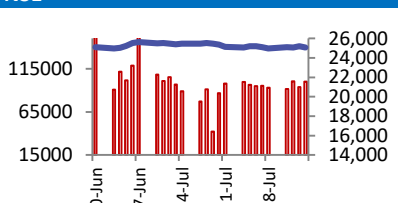


BSE	NSE
	
Open 82780 High 82784 Low 82047 Close 82184 Change -542 Volume (Lacs) 7816 Turnover (Rs.in Cr) 7097	Open 25243 High 25246 Low 25019 Close 25062 Change -158 Volume(Lacs) 36226 Turnover(Rs.in Cr) 100060

World Markets	Current	Previous	Pt. Chg	Var(%)
Dow	44694	45010	(316)	-0.7%
Dow Futures	45011	44899	112	0.2%
Nasdaq	21058	21020	38	0.2%
FTSE	9138	9061	77	0.8%
Nikkei	41570	41826	(256)	-0.6%
Hang Seng	25401	25667	(267)	-1.0%
Gift Nifty	24969	25086	(117)	-0.5%
Straits Singapore	4254	4273	(19)	-0.4%
South Korea	3200	3190	10	0.3%
Taiwan	23375	23374	2	0.0%
Shanghai	3598	3606	(8)	-0.2%

Commodity Prices	Current	Previous	Pt. Chg	Var(%)
Copper (\$/MT)	9877	9931	(54)	-0.5%
Alumin (\$/MT)	2647	2651	(4)	-0.2%
Zinc (\$/MT)	2844	2862	(19)	-0.6%
Brent Crude (\$/bbl)	70	69	0	0.5%
Gold (\$/Ounce)	3363	3369	(6)	-0.2%
Silver (\$/Ounce)	39	39	(0)	0.0%
Light Crude (\$/bbl)	66	66	0	0.5%
N G (\$/mmbtu)	3	3	0	0.3%
Sugar (\$/MT)	480	471	9	1.9%
Rubber (Rs./kg)	212	212	0	0.0%
Baltic Dry Index	2258	2120	138	6.5%

Currency Exchange Rate	Current	Previous	Var(%)
Rs./ \$ rate	86.41	86.42	-0.01%
Rs./ Euro	101.55	101.42	0.12%
Rs./Chinese Yuan	12.06	12.08	-0.12%
Yen / \$ rate	147.42	147.01	0.28%
\$ US/Euro	1.17	1.17	-0.09%

Dollar Index	Current	Previous	Var(%)
Dollar Index	97.61	97.38	0.24%

Support/ Resistance Levels for Today		
	Nifty	Bank Nifty Fut
Support 1	24940	56870
Support 2	24870	56640
Resistance	25140	57370

Securities in Ban For Trade	
RBLBANK	IEX

Market Review

US: U.S. stocks were mixed, with the S&P 500 and Nasdaq composite closing at record highs after modest moves higher of less than 0.2%.

Asia: Asian shares eased from highs on Friday, with Japanese markets retreating from a record peak, as investors locked in profits ahead of a crucial week that includes US President Trump's tariff deadline and a host of central bank meetings.

India: Indian benchmark indices closed lower on Thursday, dragged down by losses in IT stocks following weak earnings and cautious global cues. **Market is expected to open on a gap down note and likely to witness range bound move during the day.**

Global economy: U.S. economic activity grew at a sharply higher rate in July, a pair of S&P surveys of purchasing managers found, though the growth was concentrated in the services sector, while manufacturing struggled. In the services sector, the S&P flash PMI jumped to 55.2 in July, from 52.9 in June. That's a seven-month high.

Russian Foreign Ministry spokeswoman Maria Zakharova said that rising trade tariffs carried risks for the economy of the US and the whole world. Zakharova told a press briefing that U.S. actions could lead to a "fragmentation of the world economy", and the U.S. had become a source of additional instability in world trade.

Commodities: Oil prices rose on Friday, buoyed by optimism over a potential trade deal between the U.S. and the European Union and reports of Russian plans to restrict gasoline exports to most countries.

Gold prices inched higher in early Asian trading on Friday, buoyed by an overall weaker dollar, although signs of progress in trade negotiations between the U.S. and its trading partners kept gains in check.

Currency: The dollar steadied near two-week lows on Friday, on track for its biggest weekly drop in a month, as investors contended with U.S. tariff negotiations ahead of a deadline while looking ahead to central bank meetings next week for clues on policy.

FII Derivative Transactions (Rs. Cr)

Contracts	Purchase		Sell		Net	Open Interest (OI)		OI (Previous day)		Change	
	Contract	Value	Contract	Value		Contract	Value	Contract	Value	Contract	Value
Index Future	20069	3823	20050	3821	2	206886	39260	209899	40089	(3013)	(829)
Index Option	12463422	2352625	12476554	2354482	(1857)	1367448	259690	1766101	336561	(398653)	(76871)
Stock Future	299232	20500	317214	21448	(948)	5500400	383730	5547218	389331	(46818)	(5601)
Stock Option	445152	32299	444042	32173	126	853723	59257	846881	59158	6842	99
Total	13227875	2409247	13257860	2411924	(2677)	7928457	741937	8370099	825139	(441642)	(83202)

FII All Activity-BBG (Rs Cr)		Buy	Sell	Net
17-Jul-25		12507	15371	(2864)
18-Jul-25		16108	15326	782
21-Jul-25		11769	12853	(1084)
22-Jul-25		21686	17068	4618
23-Jul-25		15482	18782	(3299)
Month to date- July		233227	238563	(5337)
FII (Prov.) (Rs. Cr)		Buy	Sell	Net
18-Jul-25		15431	15056	375
21-Jul-25		10824	12505	(1681)
22-Jul-25		12804	16353	(3549)
23-Jul-25		14476	18685	(4209)
24-Jul-25		13725	15859	(2134)
Month to date-July		214687	242872	(28185)
DII (Prov.) (Rs. Cr)		Buy	Sell	Net
18-Jul-25		14451	12348	2104
21-Jul-25		13794	10215	3578
22-Jul-25		16673	11434	5240
23-Jul-25		15146	10788	4359
24-Jul-25		13507	10890	2617
Month to date-July		240986	204791	36195
FII Debt - BBG (Rs. Cr)		Buy	Sell	Net
17-Jul-25		1762	1991	(229)
18-Jul-25		2075	1526	549
21-Jul-25		396	3145	(2749)
22-Jul-25		3374	2641	734
23-Jul-25		540	1115	(575)
Month to date- July		27765	27284	481

Market Breadth	BSE		NSE	
	No.	%	No.	%
Advance	1542	37%	1037	34%
Decline	2517	60%	1903	63%
Unchanged	162	4%	77	3%

Market Turnover	24-Jul	23-Jul	Var (%)
BSE Cash	7097	9602	-26%
NSE Cash	100060	93826	7%
NSE Futures	122510	109196	12%
NSE Options	50891080	19135489	166%
Total (Rs.Cr)	51120748	19348113	164%

Volatility Index	24-Jul	23-Jul
Volatility Index	10.72	10.52

Index PE - TTM	24-Jul	Yr. High	Yr. Low
Sensex	23.5	25.2	20.3
Nifty	22.2	24.4	19.6

Corporate News
Sun Pharma subsidiaries agree to pay \$200 mn to settle US generic drug pricing antitrust case

Sun Pharma has signed a settlement agreement with the End Purchaser Plaintiffs in the generic pharmaceuticals pricing antitrust litigation in the US. Under the terms of the settlement agreement, the company's subsidiaries will make an aggregate payment of \$200 mn in exchange for a full release of all claims asserted against them in the End Purchaser Action by the settlement class members. (CNBC)

Adani Enterprises to form equal JV with MetTube for copper tubes; divests 50% stake in KCTL

Adani Enterprises is divesting a 50% stake in its subsidiary, Kutch Copper Tubes, to MetTube Mauritius. Concurrently, the company will acquire a 50% stake in MetTube Copper India, a wholly owned subsidiary of MetTube. (NDTV)

Enviro Infra Engineers bags ₹221.3 Cr EPC order

The company has received an order worth Rs 221.3 Cr for the EPC of sewage treatment plants, including the reuse of treated wastewater, from the Bangalore Water Supply and Sewerage Board. (NDTV)

Economy
India-UK trade boost: 108 service sub-sectors opened to British firms, 137 to Indian companies

India and the UK have reached a trade agreement where India will open 108 service sub-sectors to British firms, while the UK will grant access to 137 sub-sectors for Indian companies. This pact covers key areas of Indian interest, including IT, finance, and education. (ET)

Duty relief to boost pharma companies' access to UK drug stores

The India-UK Free Trade Agreement is set to significantly benefit India's pharma and medical device industries. Tariff reductions and streamlined regulations will drive growth. Indian companies will gain easier access to the UK market. This will boost exports, especially for generics and biosimilars. (ET)

International
Whitehaven Coal's Q4 output rises on strong Queensland operations

Whitehaven Coal reported higher quarterly production as its Queensland operations and New South Wales mines drove growth, though weaker coal prices weighed on returns amid global trade uncertainties. (Invst)

Top 5 Nifty Gainers	24-Jul	23-Jul	Var(%)
ETERNAL	313	302	3.7%
TATAMOTORS	701	690	1.5%
DRREDDY	1266	1247	1.5%
GRASIM	2736	2709	1.0%
CIPLA	1488	1474	1.0%
Top 5 Nifty Losers	24-Jul	23-Jul	Var(%)
NESTLEIND	2322	2453	-5.3%
TRENT	5154	5359	-3.8%
SHRIRAMFIN	634	654	-3.1%
TECHM	1499	1547	-3.1%
RELIANCE	1403	1425	-1.5%

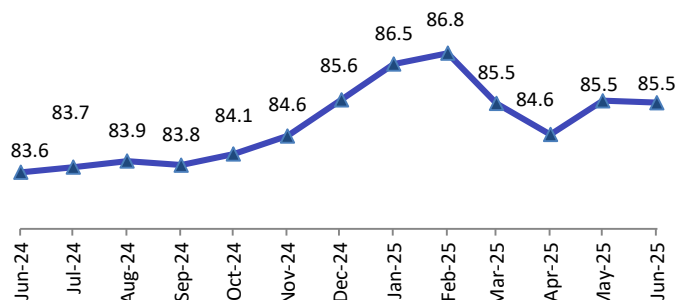
BSE Index Watch	Last	1 day	1 wk	1 mth	1 yr
SENSEX	82184	-0.7%	-0.1%	-0.7%	2.7%
MIDCAP	46658	-0.4%	-0.9%	1.2%	-0.1%
SMLCAP	54940	-0.5%	-1.3%	1.9%	2.2%
AUTO	53889	0.0%	0.3%	1.1%	-6.9%
BANKEK	63542	-0.6%	-0.1%	-0.2%	9.3%
Capital Goods	70428	-0.5%	-1.2%	-0.4%	-2.6%
FMCG	20363	-1.1%	-2.7%	1.1%	-9.4%
Health Care	45247	0.5%	-0.4%	3.8%	15.0%
IT	35689	-1.8%	-2.5%	-6.6%	-12.9%
METAL	31893	0.1%	1.8%	2.8%	2.0%
Oil & Gas	27610	-0.6%	-1.4%	2.0%	-13.1%
Power	6870	-0.6%	-1.0%	1.4%	-14.1%
Realty	7448	-1.0%	-4.2%	-5.9%	-10.5%

Margin Trading Disclosure (Rs. In Cr)	Last	1 day	1 wk	1 mth	3 mth
Op. Scripwise Outstanding	90649	0.8%	2.6%	9.0%	32.2%
Fresh Exposure	5931	-7.3%	-10.3%	-0.3%	-2.0%
Exposure liquidated	5861	4.7%	-3.7%	1.1%	-3.8%
Closing Net scripwise outstanding	90719	0.0%	2.1%	8.9%	32.3%

NSE USD Futures	24-Jul	23-Jul	Var (%)
July Expiry (Rs./\$)	85.99	85.99	0.0%
Aug Expiry (Rs./\$)	86.42	86.46	0.0%
Total Turnover (Rs. Crore)	2134	1778	20%

Sectors	TTM PE
Auto	31.85
Auto Ancillary	43.85
Banking	14.24
Engineering	50.89
Cement	71.86
Diamonds & Jewellery	45.21
Housing Finance	24.64
Infrastructure & Const	27.88
Metals-Aluminium	29.18
Metal – Steel	18.33
Oil Expl.	7.23
Pharma	10.25
Power – Gen. Supp.	42.05
Information Tech.	28.32
Sugar	18.49
Telecom Serv. Prov.	39.32
Tyres	33.53

USD/INR (Source: Investing.com)



10 year G-Sec Yield	Current	Previous	Change
US	4.39%	4.40%	(0) bps
Japan	1.60%	1.61%	(1) bps
India	6.33%	6.31%	2 bps
UK	4.62%	4.64%	(1) bps
Libor 3 Mths	4.85%	4.85%	(0) bps

Indian Eco Data	Current	Previous	Var(%)
Forex Reserve (US\$ in bn)	602	697	-13.6%
Inflation - WPI	-0.13%	0.39%	(52) bps
Inflation - CPI	2.10%	2.82%	(72) bps

India GDP	Q3FY25	Q2FY25	Var(%)
Growth	7.38%	6.40%	98 bps

Monetary Policy	Current	Previous	Change
Repo Rate	5.50%	6.00%	(50) bps
Reverse Repo Rate	3.35%	3.35%	0 bps
CRR	4.00%	4.00%	0 bps
O/S Banking System Liquidity (Rs bn)	2227	2236	(8.1)

IIP Growth %	May-25	May-24	Apr-Feb
IIP	1.2	6.2	3.1
Capital Goods	2.4	7.0	6.2
Mining	0.4	1.3	2.2
Manufacturing	3.0	5.9	4.2
Electricity	6.3	8.6	3.8

ADR Price Movement

Company	Price (US\$)	Volume	Previous Day Price	Volume	Variance (%)	No. of Share Per ADR	ADR Price (Rs.)	BSE Price	Variance (%)
Infosys Tech	17.68	14676110	18.45	24739708	-4.17%	1	1527.71	1552.50	-1.6%
Wipro	2.94	5412184	2.99	8089847	-1.67%	1	254.04	261.85	-3.0%
Dr.Reddy's	14.71	1680685	14.60	2118173	0.75%	1	1271.07	1265.50	0.4%
ICICI Bank	34.25	4240059	34.41	5039201	-0.46%	2	1479.75	1483.40	-0.2%
HDFC Bank	78.00	2353960	78.94	2560649	-1.19%	3	2246.63	2014.20	11.5%

GDR's (US\$)

	Prices	Prev. Close	Change	Var %
L&T	40.15	40.30	(0.1)	-0.4%
RIL	64.50	66.00	(1.5)	-2.3%
SBI	94.90	95.80	(0.9)	-0.9%

US Economy Data	Current	Previous
Inflation (%) (YoY)	2.70%	2.40%
Unemployment (%)	4.10%	4.20%

Interest Rate (%)	Current	Previous
Fed Rate	4.50%	4.50%

US GDP	Q2CY25	Q1CY25
Growth (QoQ Annualized)	-0.50%	2.40%

China Economy Data	Current	Previous
GDP	5.20%	5.40%
Inflation – CPI (%)	0.10%	-0.10%

Economic Calendar

	Date
Indian GDP Data	29 Aug
Indian Inflation Data CPI	12 Aug
Indian Inflation Data WPI	14 Aug
Indian Monetary Policy	06 Aug
India's Industrial Production (IIP)	28 July
US Inflation Data	12 Aug
US GDP	30 July
US Unemployment Data	01 Aug
US Fed Rate	30 July
China GDP	20 Oct
China Inflation Data	09 Aug

Event Update

Name	Date	Purpose
3M India Ltd.	25-Jul-2025	Rs.160.00 per share(1600%)Final Dividend
Abbott India Ltd.	25-Jul-2025	Rs.475.00 per share(4750%)Final Dividend
Akzo Nobel India Ltd.	25-Jul-2025	Rs.30.00 per share(300%)Final Dividend
Albert David Ltd.	25-Jul-2025	Rs.5.00 per share(50%)Final Dividend
Arvind Smartspaces Ltd.	25-Jul-2025	Rs.6.00 per share(60%)Final Dividend
Aspinwall And Company Ltd.	25-Jul-2025	DI & MT
Associated Alcohols & Breweries Ltd.	25-Jul-2025	Rs.2.00 per share(20%)Dividend
Bemco Hydraulics Ltd.	25-Jul-2025	Rs.2.00 per share(20%)Final Dividend
Bhageria Industries Ltd.	25-Jul-2025	Rs.1.50 per share(30%)Dividend
Bharti Hexacom Ltd.	25-Jul-2025	Rs.10.00 per share(200%)Final Dividend
BN Rathi Securities Ltd.	25-Jul-2025	Rs.0.50 per share(10%)Final Dividend
Bombay Cycle & Motor Agency Ltd.	25-Jul-2025	Rs.5.00 per share(50%)Final Dividend
Capital Small Finance Bank Ltd.	25-Jul-2025	Rs.4.00 per share(40%)Final Dividend
Centum Electronics Ltd.	25-Jul-2025	Rs.6.00 per share(60%)Final Dividend
Divi's Laboratories Ltd.	25-Jul-2025	Rs.30.00 per share(1500%)Final Dividend
Flex Foods Ltd.	25-Jul-2025	Rs.0.50 per share(5%)Final Dividend
Fortis Healthcare Ltd.	25-Jul-2025	Rs.1.00 per share(10%)Final Dividend
GMM Pfaudler Ltd.	25-Jul-2025	Rs.1.00 per share(50%)Final Dividend
GOCL Corporation Ltd.	25-Jul-2025	Rs.10.00 per share(500%)Dividend
HB Stockholdings Ltd.	25-Jul-2025	Rs.1.00 per share(10%)Dividend
ICRA Ltd.	25-Jul-2025	Rs.60.00 per share(600%)Final Dividend
Indian Metals & Ferro Alloys Ltd.	25-Jul-2025	Rs.5.00 per share(50%)Final Dividend
Info Edge (India) Ltd.	25-Jul-2025	Rs.3.60 per share(180%)Final Dividend
Infobeans Technologies Ltd.	25-Jul-2025	Rs.1.00 per share(10%)Final Dividend
Jubilant Ingrevia Ltd.	25-Jul-2025	Rs.2.50 per share(250%)Final Dividend
Jubilant Pharmova Ltd.	25-Jul-2025	Rs.5.00 per share(500%)Final Dividend
KEC International Ltd.	25-Jul-2025	Rs.5.50 per share(275%)Final Dividend
Kirloskar Brothers Ltd.	25-Jul-2025	Rs.7.00 per share(350%)Final Dividend
Life Insurance Corporation of India	25-Jul-2025	Rs.12.00 per share(120%)Final Dividend
Lupin Ltd.	25-Jul-2025	Rs.12.00 per share(600%)Final Dividend
Mafatlal Industries Ltd.	25-Jul-2025	Rs.1.00 per share(50%)Final Dividend
Nelcast Ltd.	25-Jul-2025	Rs.0.50 per share(25%)Dividend
Nitta Gelatin India Ltd.	25-Jul-2025	Rs.2.00 per share(20%)Special Dividend
Orient Cement Ltd.	25-Jul-2025	Rs.0.50 per share(50%)Final Dividend
Sealmatic India Ltd.	25-Jul-2025	Rs.1.10 per share(11%)Final Dividend
Shriram Pistons & Rings Ltd	25-Jul-2025	Rs.5.00 per share(50%)Final Dividend
Steelcast Ltd.	25-Jul-2025	Rs.2.70 per share(54%)Final Dividend
Sumitomo Chemical India Ltd.	25-Jul-2025	Rs.1.20 per share(12%)Final Dividend
Thyrocare Technologies Ltd.	25-Jul-2025	Rs.21.00 per share(210%)Final Dividend
Timken India Ltd.	25-Jul-2025	Rs.36.00 per share(360%)Final Dividend
Transworld Shipping Lines Ltd.	25-Jul-2025	Rs.1.50 per share(15%)Dividend
Tube Investments of India Ltd.	25-Jul-2025	Rs.1.50 per share(150%)Final Dividend
Union Bank Of India	25-Jul-2025	Rs.4.75 per share(47.5%)Final Dividend
Fine Organic Industries Ltd.	26-Jul-2025	Rs.11.00 per share(220%)Final Dividend
Sanginita Chemicals Ltd.	26-Jul-2025	20th AGM is from 26-Jul-2025 to 02-Aug-2025.

Bulk Deal As On 24/07/25

BSE					
Security Code	Security Name	Client Name	Deal	Quantity	Price
539175	BLUEGOD	KAUSHAL HITESHBHAI PARIKH	S	485024	21.23
539175	BLUEGOD	SHAILESH DHAMELIYA	S	100000	21.23
539175	BLUEGOD	SHAILESH DHAMELIYA	B	400340	21.23
539091	CITL	SHAH JAYDEEP SURESHKUMAR	B	2045600	1.32
539091	CITL	VARDIP GLOBSTRAT TRADING PRIVATE LIMITED	S	2044808	1.32
526977	CRIMSON	SANTOSH R PATIL	B	137500	10.84
526977	CRIMSON	SURYA KUMAR JHUNJHNUWALA	S	166600	10.84
544440	CRYOGENIC	RITIK	S	99000	117.36
544440	CRYOGENIC	RITIK	B	99000	117.1
542155	DGL	VIVEK KANDA	B	54000	4.92
531035	EBIX	BLUE SQUARE CORPORATE SERVICES PRIVATE LIMITED	B	1000000	48.17
540613	GEL	PARASRAMPURIA INFRASTRUCTURE LLP	S	31500	214.44
539222	GROWINGTON	PROGNOSIS SECURITIES PVT. LTD.	B	5000000	1.21
540938	GUJHYPIN	JAYSHREE RAJESH SHAH	B	85000	22.66
540377	IFL	AL MAHA INVESTMENT FUND PCC - ONYX STRATEGY	S	11000000	1.04
540377	IFL	RAJESH SIRIGIRISETTY	B	7150000	1.05
540377	IFL	SHUBHAM ASHOKBHAI PATEL	S	680140	1.05
540377	IFL	SHUBHAM ASHOKBHAI PATEL	B	7228572	1.05
532303	INTEGHIT	UMEHABIBA INKLAB KHAN	B	55709	3.08
522285	JAYNECOIND	GRAVITON RESEARCH CAPITAL LLP	S	5137428	45.96
522285	JAYNECOIND	GRAVITON RESEARCH CAPITAL LLP	B	5137428	45.9
522285	JAYNECOIND	IRAGE BROKING SERVICES LLP	S	9413273	44.05
522285	JAYNECOIND	IRAGE BROKING SERVICES LLP	B	5955675	44.91
540756	KAARYAFSL	GOUTHAMCHAND SIMPAL	B	48000	14.85
500233	KAJARIACER	LONG TERM INDIA FUND	B	1250000	1180
522101	KLBRENG-B	KHIVRAJ MOTORS PRIVATE LIMITED	S	500000	505.06
522101	KLBRENG-B	SBI FUNDS MANAGEMENT PRIVATE LIMITED	B	756044	505
540468	KMSMEDI	JAY BHAVSAR	S	20000	120.5
540468	KMSMEDI	RAJA SHIWALDAS HEMWANI	B	20000	120.5
544400	MANOJJEWEL	DISSEMINATE MULTIMEDIA PRIVATE LIMITED	B	72000	51.87
543539	MODIS	AEGIS INVESTMENT FUND	B	214000	274.96
542206	NIVAKA	INVESTI GLOBAL OPPORTUNITY FUND PCC - CELL 1	B	550000	4
531257	PRATIKSH	BARAD VIRALBEN HARIBHAI	B	224998	20.25
531257	PRATIKSH	DHARA RONAK BHUT	S	52546	20.1
531257	PRATIKSH	EKLINGJI BROKING LLP	B	150000	19.98
531257	PRATIKSH	HARISHBHAI BHATT	S	514450	20.04
531257	PRATIKSH	NEHALBEN VINODKUMAR DHARSANDIYA	B	70000	20.11
531257	PRATIKSH	PANKAJKUMAR JAYANTILAL PATEL	B	85000	20.12
530179	RSCINT	GYAN CHAND JAIN HUF	S	50000	38
538875	SELLWIN	DHANJIT REAL TRADE LLP	B	1844818	8.71
544436	VANDAN	NEO APEX VENTURE LLP	S	51600	50.35
511523	VEERHEALTH	VIKRAMKUMAR KARANRAJ SAKARIA HUF	S	49108	23.28
511523	VEERHEALTH	VIKRAMKUMAR KARANRAJ SAKARIA HUF	B	105102	23.13
542803	VEL	L7 HITECH PRIVATE LIMITED	B	45000	17.29
543514	VERANDA	NECTA BLOOM VCC - REGAL FUND	S	475000	228
543514	VERANDA	RAKHI	B	475000	228

NSE					
Security Code	Security Name	Client Name	Deal	Quantity	Price
AGUL	A G Universal Limited	BELA P SHAH	BUY	70000	60.02
AGUL	A G Universal Limited	TRUECARE METAL PRIVATE LIMITED	SELL	32000	60.02
AKIKO	Akiko Global Services L	KHUSHBOO NAHAR	BUY	88000	88.94
ATALREAL	Atal Realtech Limited	L7 HITECH PRIVATE LIMITED	SELL	640067	20
CIGNITITEC	Cigniti Technologies Ltd	MORGAN STANLEY ASIA SINGAPORE PTE	BUY	165750	1591.46
DECCANTRAN	Deccan Transcon Leasing L	GIRIJADHAVA VYAPAAR PRIVATE LIMITED	BUY	249600	37.94
DECCANTRAN	Deccan Transcon Leasing L	SUNRISE WEALTH ADVISORS LLP	SELL	181200	37.95
GATECH	GACM Technologies Limited	DUBEYSHAILA THAKURPRASAD	SELL	7072365	0.67
BIRDYS	Grill Splendour Ser Ltd	PARAS SARABHAI DOSHI	BUY	36000	135.64
BIRDYS	Grill Splendour Ser Ltd	PRREETI JAIIN NAINUTIA	SELL	54000	135.57
WHITEFORCE	Happy Square Outsourc S L	VIKASA INDIA EIF I FUND-INCUBE GLOBAL OPPORTUNITIES	SELL	118400	55.87
IEX	Indian Energy Ex c Ltd	PICTET - INDIAN EQUITIES	SELL	6000000	131.5
INDOBORAX	Indo Borax & Chemical Ltd	VICTUS ENTERPRISE LLP	BUY	200000	276.71
JAYNECOIND	Jayaswal Neco Industr Ltd	AMRITA KEDIA	BUY	5200000	47.46
JAYNECOIND	Jayaswal Neco Industr Ltd	ANAND PODDAR	BUY	8682857	46.34
JAYNECOIND	Jayaswal Neco Industr Ltd	ASSETS CARE AND RECONSTRUCTION ENTERPRISE LIMITED	SELL	76180778	42.42
JTLIND	JTL INDUSTRIES LIMITED	JINDAL OIL AND FATS LIMITED	BUY	2210100	79.63
KANDARP	Kandarp Dg Smart Bpo Ltd	PASHUPATI CAPITA SER PVT LTD	BUY	72000	72.54
KANDARP	Kandarp Dg Smart Bpo Ltd	PRITESH PRAKASH CHAVAN	SELL	126000	71.7
OMFURN	Omfurn India Limited	SAMOD MUNNALAL JADON	BUY	74400	103.9
OLIL	Oneclick Logistics Ind L	BRIJAL PARTH PATEL	SELL	21600	213.18
SPUNWEB	Spunweb Nonwoven Limite	DEVI TRADERS LLP	BUY	246000	144.98
SUMEETINDS	Sumeet Ind Limited	NEO APEX VENTURE LLP	BUY	44305	129.54
SUNREST	Sunrest Lifescience Ltd	PRAKASH GOURISANKAR JHUNJHUNWALA	BUY	27200	60.5
SUNREST	Sunrest Lifescience Ltd	SALUNKE GANESH SHIVAJI	SELL	25600	60.5
TTL-RE	T T Ltd	CROMEWELL ENTERPRISE PRIVATE LIMITED	SELL	196857	0.4
TTL-RE	T T Ltd	SUBHASH PHOOTARMAL RATHOD	SELL	210000	0.42
TTL-RE	T T Ltd	T T BRANDS LIMITED	SELL	261610	0.42
VCL	Vax tex Coflab Limited	UMESHWAR SECURITIES PRIVATE LIMITED	SELL	1500000	1.1

Disclosure:

Research Reports that are published by Nirmal Bang Securities Private Limited (hereinafter referred to as "NBSPL") are for private circulation only. NBSPL is a registered Research Analyst under SEBI (Research Analyst) Regulations, 2014 having Registration no. INH000001766. NBSPL is also a registered Stock Broker with National Stock Exchange of India Limited, BSE Limited, Metropolitan Stock Exchange of India Limited, Multi Commodity Exchange of India Limited and , National Commodity and Derivative Exchange Limited in Capital Market , Equity and Commodities derivatives segments and Currency Derivatives Segment .

NBSPL has other business divisions with independent research teams separated by Chinese walls, and therefore may, at times, have different or contrary views on stocks and markets.

NBSPL or its associates have not been debarred / suspended by SEBI or any other regulatory authority for accessing / dealing in securities Market since last 20 years. NBSPL, its associates or analyst or his relatives do not hold any financial interest (Except Investment) in the subject company. NBSPL or its associates or Analyst do not have any conflict or material conflict of interest at the time of publication of the research report with the subject company. NBSPL or its associates or Analyst or his relatives may or may not hold beneficial ownership of 1% or more in the subject company at the end of the month immediately preceding the date of publication of this research report.

NBSPL or its associates / analyst has not received any compensation / managed or co-managed public offering of securities of the company covered by Analyst during the past twelve months. NBSPL or its associates have not received any compensation or other benefits from the company covered by Analyst or third party in connection with the research report. Analyst has not served as an officer, director or employee of Subject Company. NBSPL / analyst has not been engaged in market making activity of the subject company.

Analyst Certification: The research analysts and authors of these reports, hereby certify that the views expressed in this research report accurately reflects my/our personal views about the subject securities, issuers, products, sectors or industries. It is also certified that no part of the compensation of the analyst(s) was, is, or will be directly or indirectly related to the inclusion of specific recommendations or views in this research. The analyst(s) principally responsible for the preparation of this research report and has taken reasonable care to achieve and maintain independence and objectivity in making any recommendations.

Disclaimer:

The Research Report is for the personal information of the authorized recipient and does not construe to be any investment, legal or taxation advice. NBSPL is not soliciting any action based upon it. Nothing in the research report shall be construed as a solicitation to buy or sell any security or product, or to engage in or refrain from engaging in any such transaction. In preparing the research report, we did not take into account the investment objectives, financial situation and particular needs of the reader.

The research report has been prepared for the general use of the clients of NBSPL and must not be copied, either in whole or in part, or distributed or redistributed to any other person in any form. If you are not the intended recipient you must not use or disclose the information in the research report in any way. Though disseminated to all the customers simultaneously, not all customers may receive the research report at the same time. NBSPL will not treat recipients as customers by virtue of their receiving the research report. The research report is not directed or intended for distribution to or use by any person or entity resident in a state, country or any jurisdiction, where such distribution, publication, availability or use would be contrary to law, regulation or which would subject NBSPL & its group companies to registration or licensing requirements within such jurisdictions.

The report is based on the information obtained from sources believed to be reliable, but we do not make any representation or warranty that it is accurate, complete or up-to-date and it should not be relied upon as such. We accept no obligation to correct or update the information or opinions in it. NBSPL or any of its affiliates or employees shall not be in any way responsible for any loss or damage that may arise to any person from any inadvertent error in the information contained in the research report. NBSPL or any of its affiliates or employees do not provide, at any time, any express or implied warranty of any kind, regarding any matter pertaining to this report, including without limitation the implied warranties of merchantability, fitness for a particular purpose, and non-infringement. The recipients of the research report should rely on their own investigations.

This information is subject to change without any prior notice. NBSPL reserves its absolute discretion and right to make or refrain from making modifications and alterations to this statement from time to time. Nevertheless, NBSPL is committed to providing independent and transparent recommendations to its clients, and would be happy to provide information in response to specific client queries.

Before making an investment decision on the basis of research report, the reader needs to consider, with or without the assistance of an adviser, whether the advice is appropriate in light of their particular investment needs, objectives and financial circumstances. There are risks involved in securities trading. The price of securities can and does fluctuate, and an individual security may even become valueless. International investors are reminded of the additional risks inherent in international investments, such as currency fluctuations and international stock market or economic conditions, which may adversely affect the value of the investment. Opinions expressed are subject to change without any notice. Neither the company nor the director or the employees of NBSPL accept any liability whatsoever for any direct, indirect, consequential or other loss arising from any use of the research report and/or further communication in relation to the research report. Here it may be noted that neither NBSPL, nor its directors, employees, agents or representatives shall be liable for any damages whether direct or indirect, incidental, special or consequential including lost revenue or lost profit that may arise from or in connection with the use of the information contained in the research report.

Copyright of this document vests exclusively with NBSPL.

Our reports are also available on our website

Registration granted by SEBI and certification from NISM in no way guarantee performance of NBSPL or provide any assurance of returns to investors.

Nirmal Bang Research (Division of Nirmal Bang Securities Pvt. Ltd.)

B-2, 301/302, Marathon Innova,
Opp. Peninsula Corporate Park
Off. Ganpatrao Kadam Marg
Lower Parel(W), Mumbai-400013
Board No. : 91 22 6723 8000/8001
Fax. : 022 6723 8010